

# Migration as a Crosscutting Theme in Human Geography

Dr. Marie Price

Professor of Geography, George Washington University  
& President of the American Geographical Society  
[mprice@americangeo.edu](mailto:mprice@americangeo.edu)



# American Geographical Society


## Who Are We?

The oldest geographical society in the nation, established 1851. We promote the use of geography and geo-spatial science in business, government, research and education.

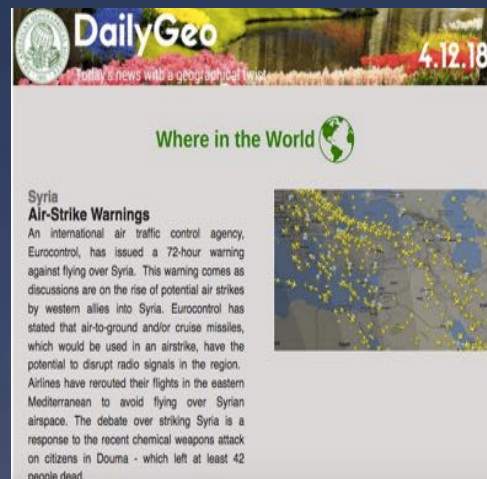
The only organization focused on bringing together educators, business people, those who influence public policy, and the general public for the express purpose of furthering the understanding of the role of geography in our lives.



# Publications and Social Media



Focus on  
Geography



@americangeo







# AGS Teacher Fellows, 2016







**2014**

---

Mounting an  
Expedition to  
the Future



**2015**

---

Exploring our  
Future in an  
Urbanized  
World



**2016**

---

Envisioning a  
Sustainable  
Planet



**2017**

---

The Future of  
Mobility

**Geography 2050** is a multi-year, high-level strategic dialogue among thought leaders from academia, government, and the world of business.



# GEOGRAPHY 2050

Powering our Future Planet


November 15-16, 2018 | New York City

An Event by the American Geographical Society

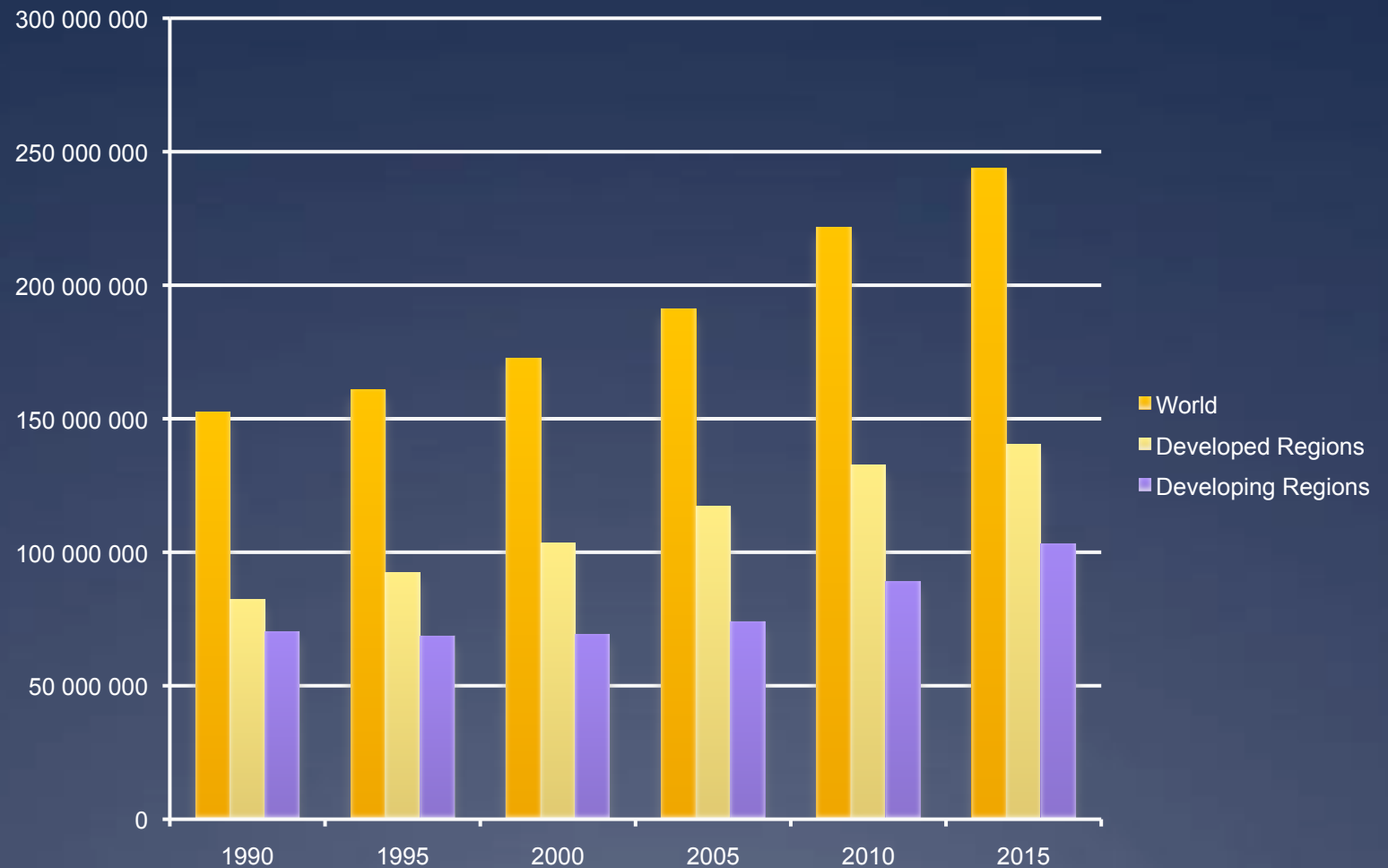
CALL FOR POSTER SPOTLIGHTS

CALL FOR LIGHTNING  
PRESENTATIONS

Dr. Mike Pasqualetti,  
Co-Chair of Geography  
2050



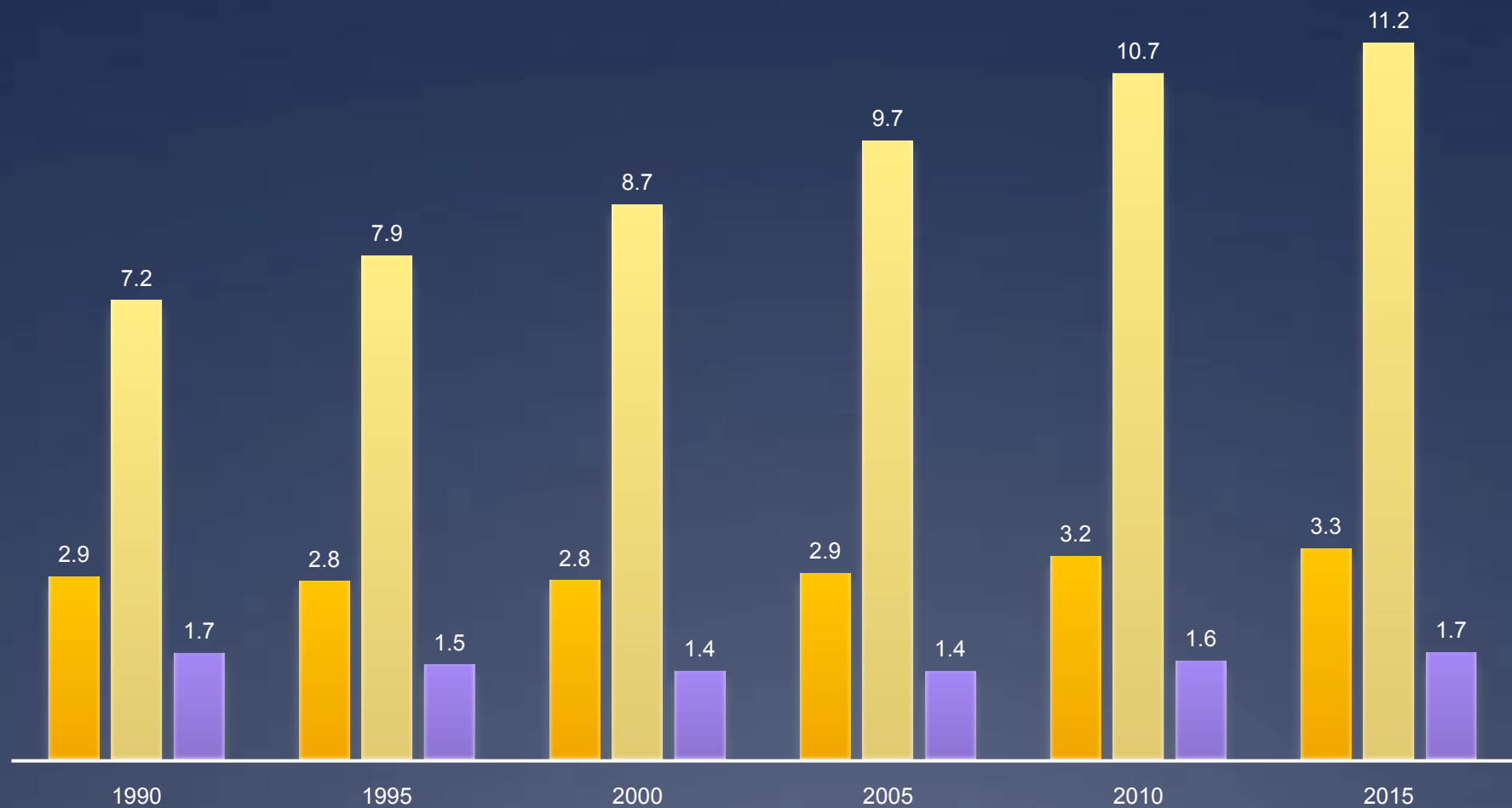
# International Migrant Stock 1990-2015, UN Population Division





## International Migrant Stock as % of the Total Population

World Developed Regions Developing Regions

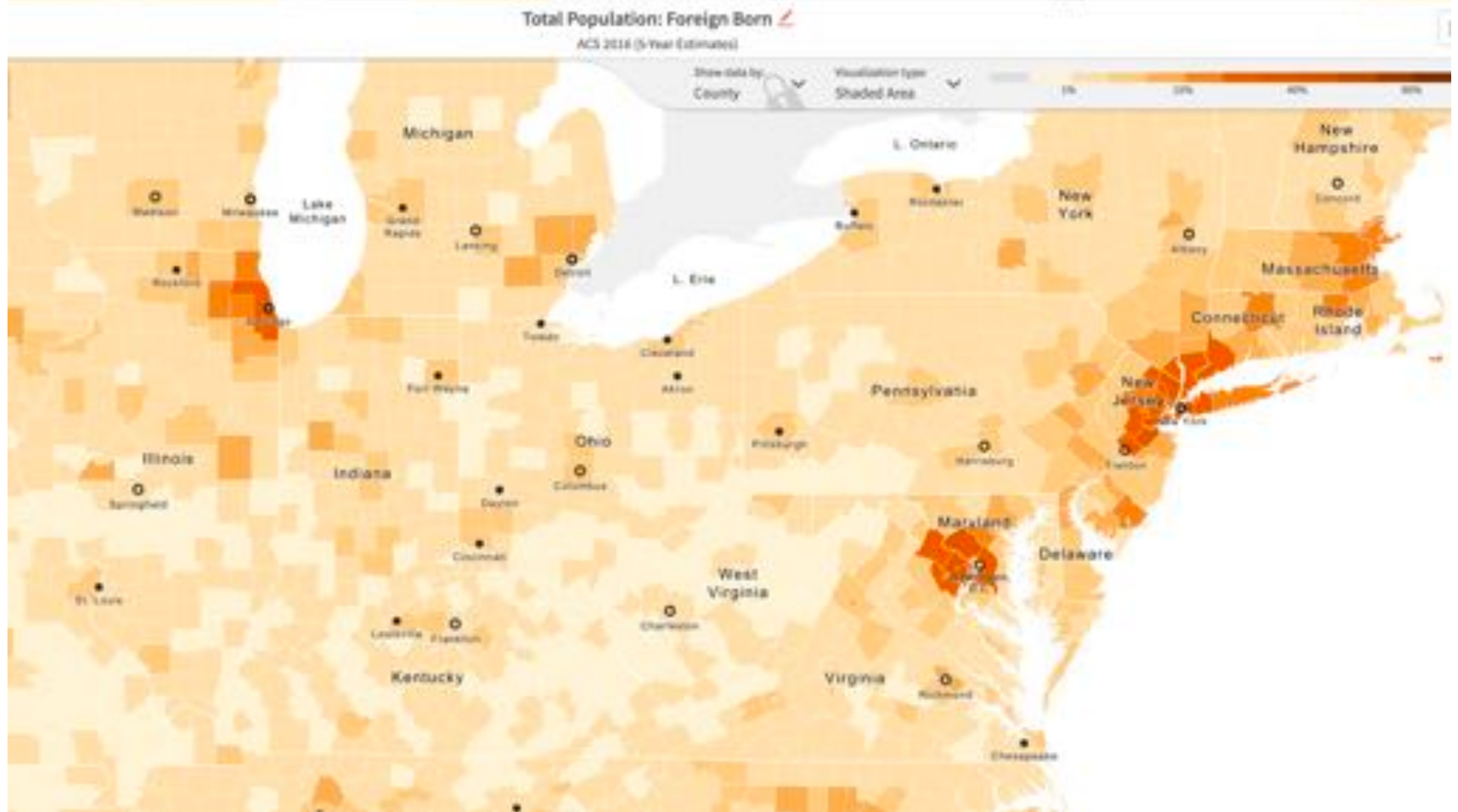


Source: UN, Population Division, Trends in International Migrant Stock: The 2015 Revision

# Tonight's Themes: The 4 D's

- \* Diffusion – Cultural Patterns and Processes
- \* Diversity – Urbanization
- \* Deflection – Political Organization (and control) of Space
- \* Development – Economic Development

# I. Diffusion: Cultural Patterns and Processes- Interpreting Maps and Using Quantitative Data





## Understanding Trends and Exploring Processes

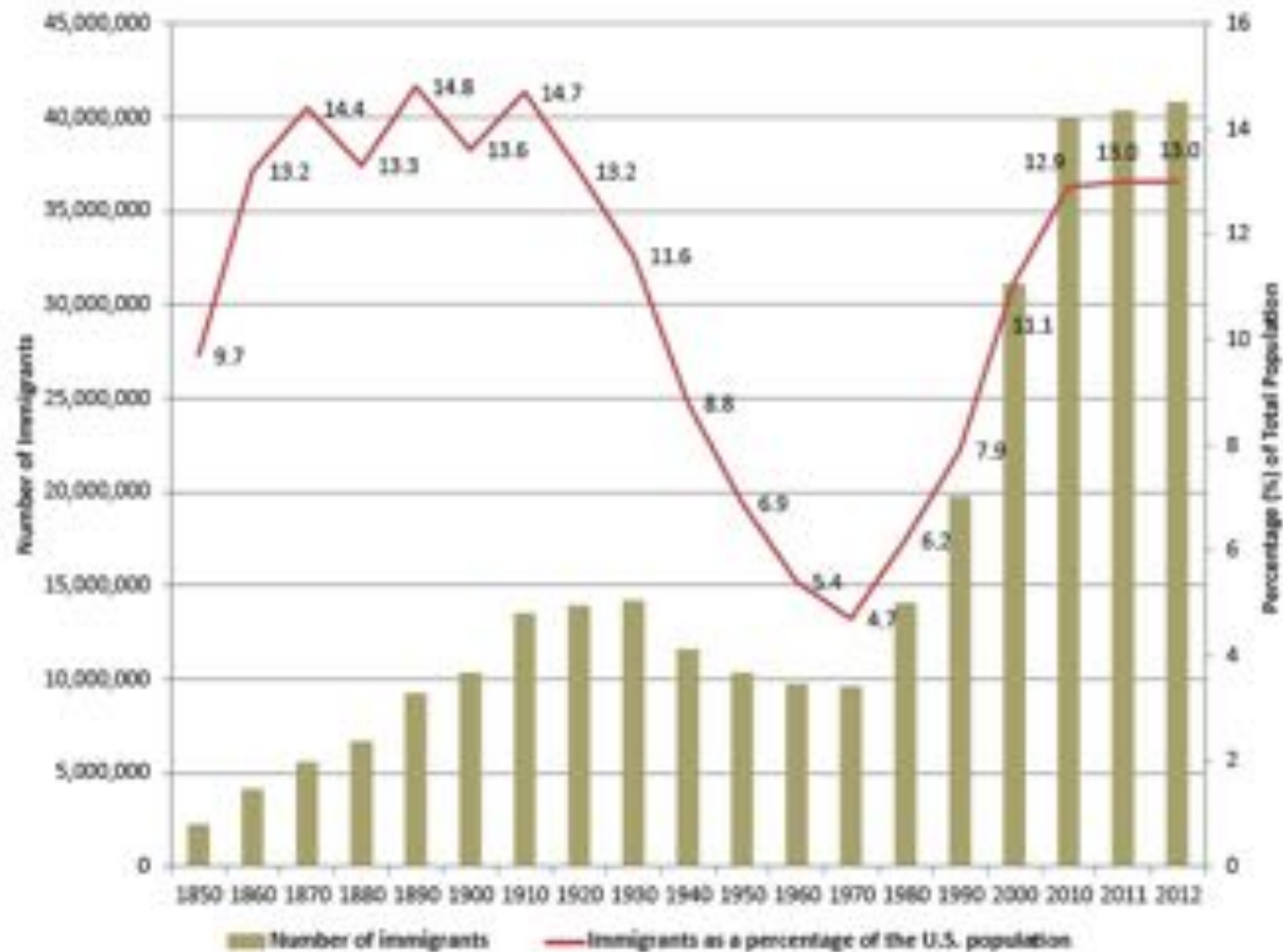
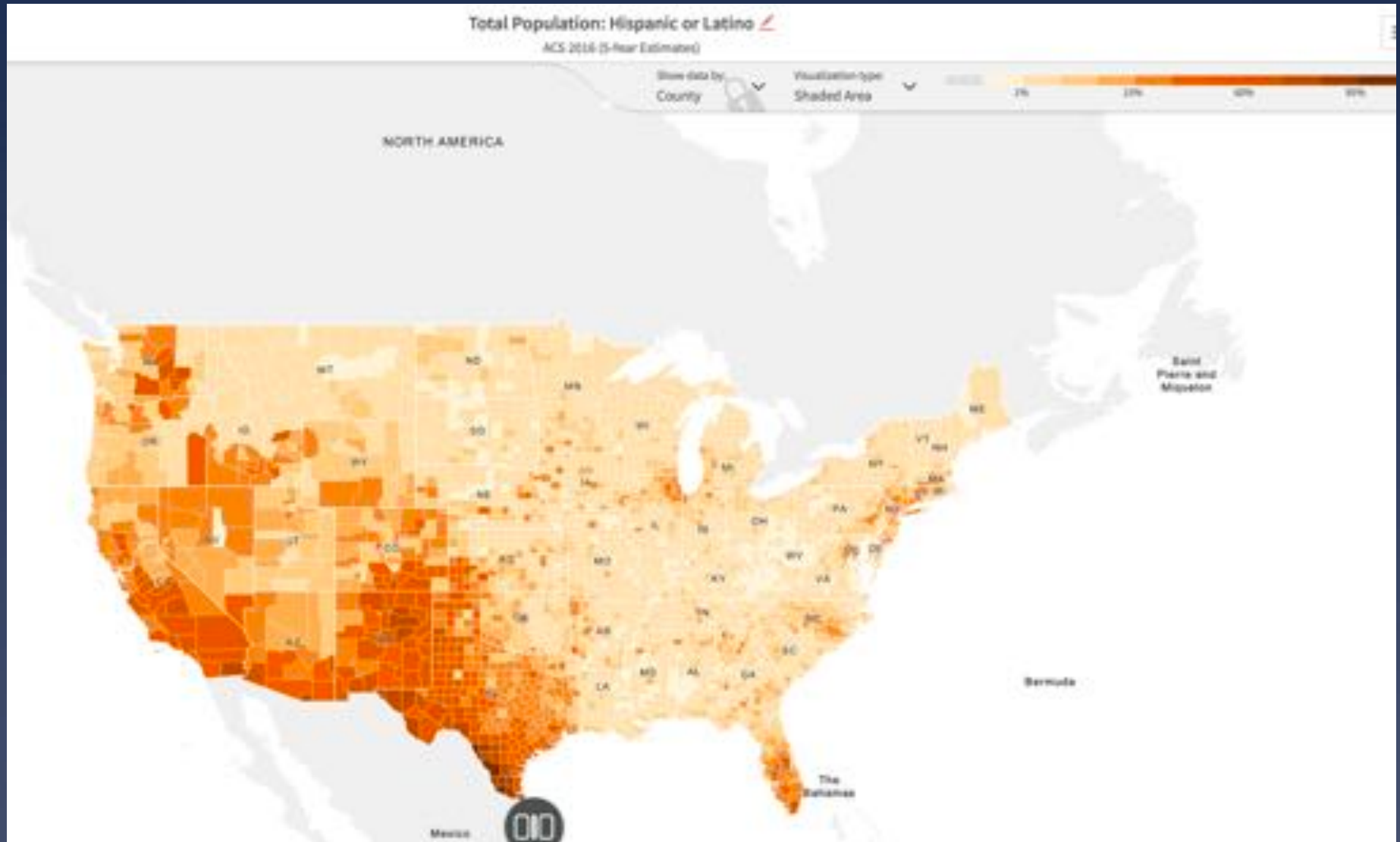


Figure 1 Number of immigrants and immigrants as percentage of the U.S. population, 1850 - present.  
Source: U.S. Census Bureau (Economics Draft Report).

# Learning US Human Geography through “Social Explorer”



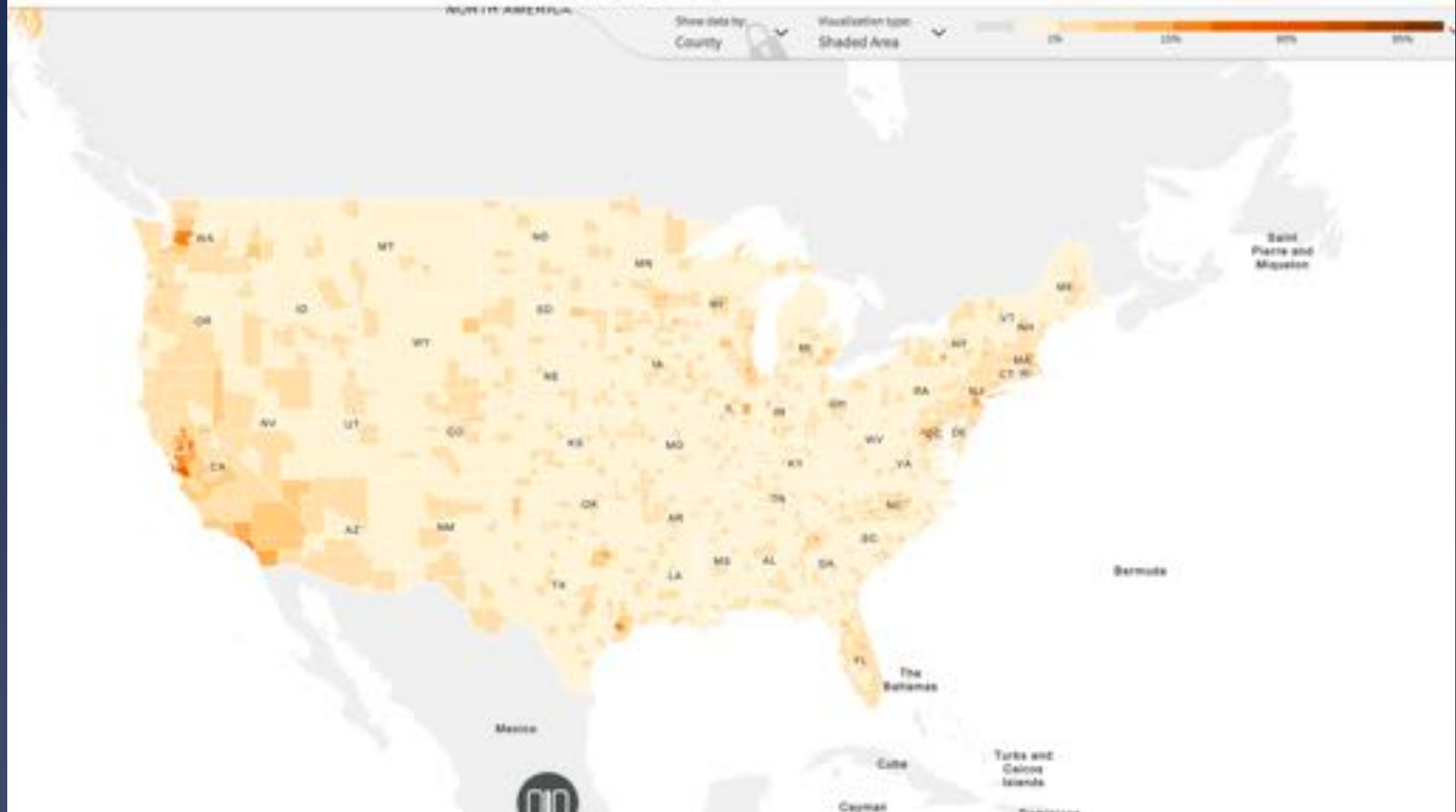
# Total Population: Asian Alone

ACS 2008 (5-Year Estimates)

North America

Show data by  
County

Visualization type  
Shaded Area





# Diffusion of Popular Culture K-Pop

## \* BTS Fake Love



First Korean-Pop band to Top the Billboard 200. And they sing mostly in Korean. The band averages 250,000 re-tweets each time it posts.

# Koreans in the US – Social Explorer



Around 2 million Koreans, foreign-born and native born in the US

# Everyday Geographies: Cultural Diffusion in 3 Condiments





# Ketchup

Ketchup comes from the Hokkien Chinese word, kê-tsiap, the name of a sauce derived from fermented fish. It is believed that traders brought fish sauce from Vietnam to southeastern China.

The British likely encountered ketchup in Southeast Asia, returned home, and tried to replicate the fermented dark sauce.

1812 James Meese added the Tomato Pulp



# Salsa



Pre-Columbian – found in Central America and the Andes. A mixture of chili peppers and (sometimes) tomatoes. It is the #1 Condiment in the US

# Sriracha Sauce

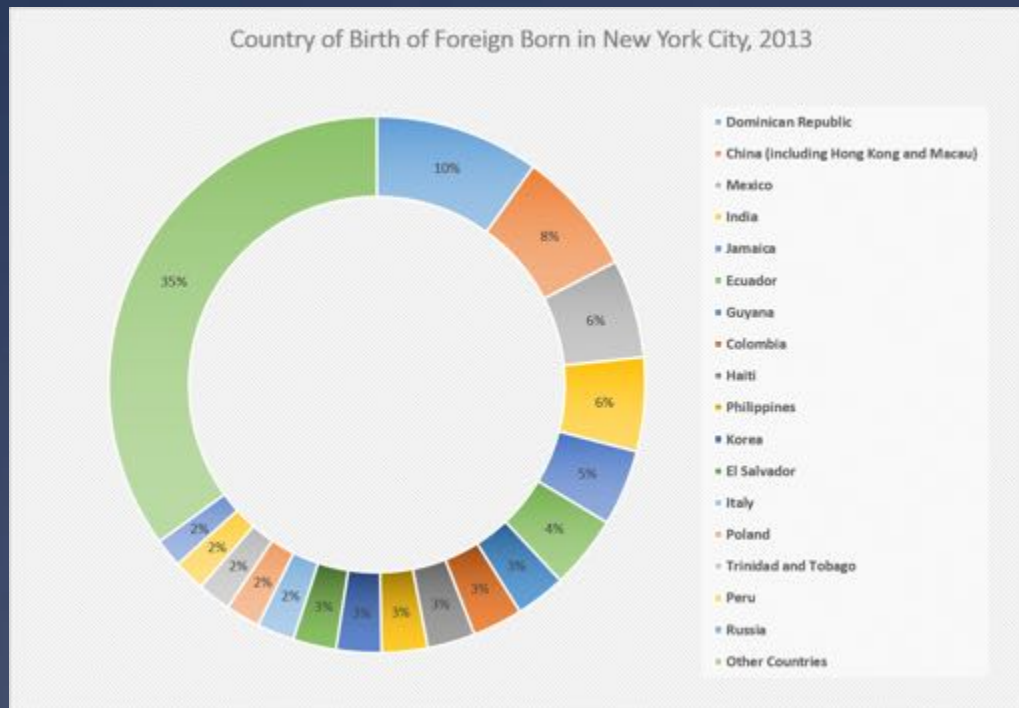
Thai origins, made with chili peppers, vinegar, and garlic. A dipping sauce, also used in Vietnam. Yet the Sriracha in most US supermarkets was created by a Vietnamese refugee, David Tran in Los Angeles.





## II. Diversity –Immigrants in Cities

### \* City of Immigrants

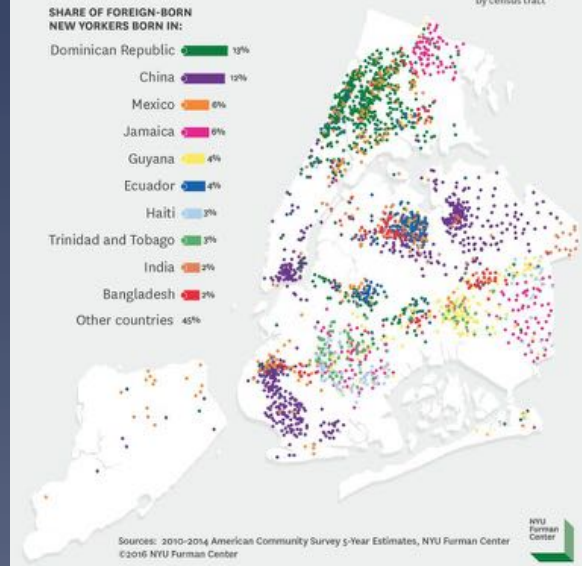


### Concentration of Foreign-Born New Yorkers from Top 10 Countries of Origin

According to the 2010-2014 American Community Survey, 37% of New Yorkers were foreign-born

#### SHARE OF FOREIGN-BORN NEW YORKERS BORN IN:

Dominican Republic	13%
China	12%
Mexico	6%
Jamaica	6%
Guyana	4%
Ecuador	4%
Haiti	3%
Trinidad and Tobago	3%
India	2%
Bangladesh	2%
Other countries	45%



## Metropolitan Areas With At Least 1 Million Foreign Born



Source: <https://gum.columbian.gwu.edu/>

# Gateway Cities with over 1 Million Foreign-born

## **Cities Dropped:**

Moscow?  
Singapore

## **Cities Added:**

Abu Dhabi  
Kuwait City  
Madrid  
Johannesburg

In these 22 cities are over 45.5 million foreign-born residents which represents 18% of the Foreign-Born Stock in 2015 according to the United Nations.

Nearly, one-in-five immigrants are in these cities.

## **Metros of nearly 1 million foreign-born**

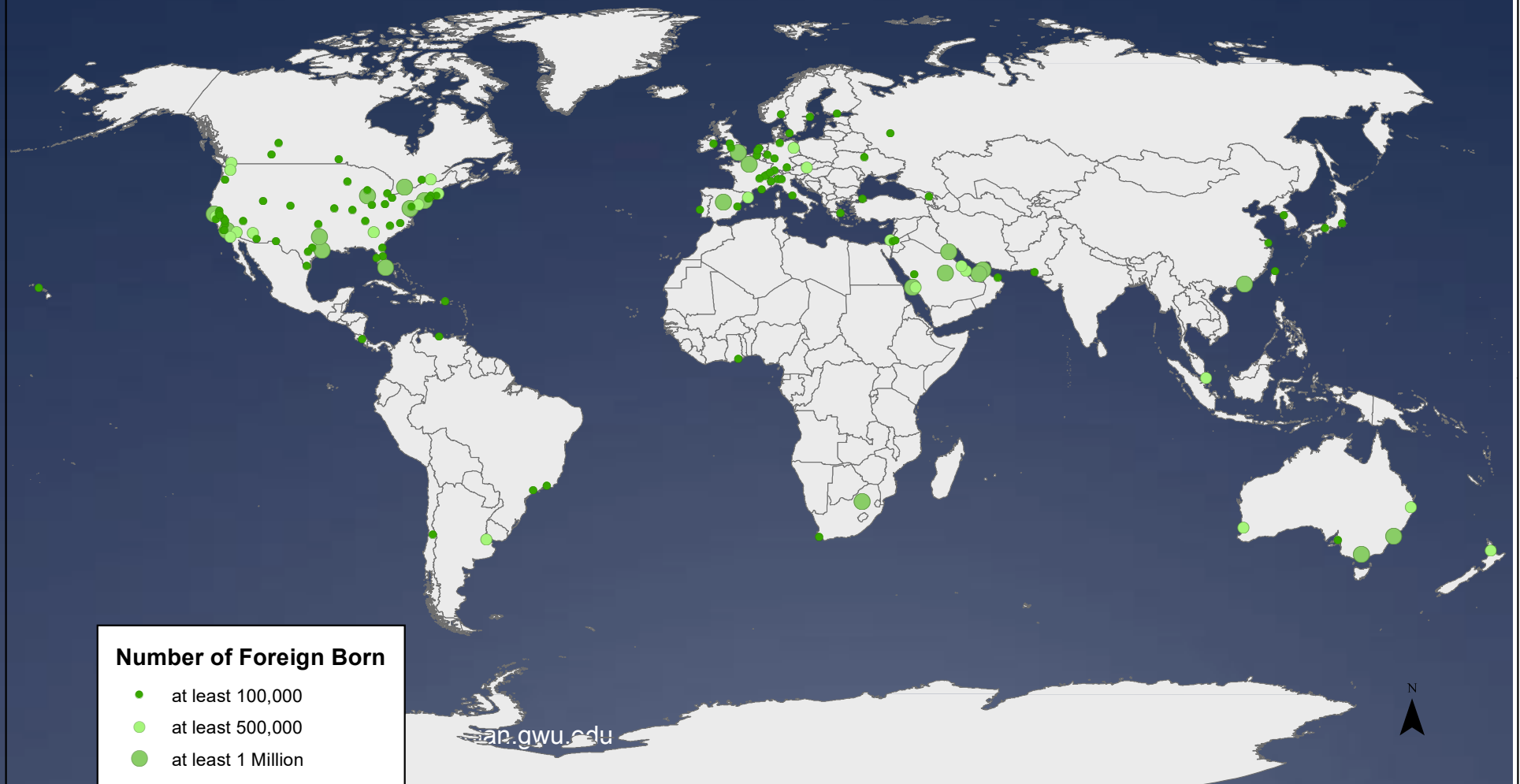
Buenos Aires, Mecca, Vancouver

## Immigrants in the Gulf Cities: Permanent Temporariness

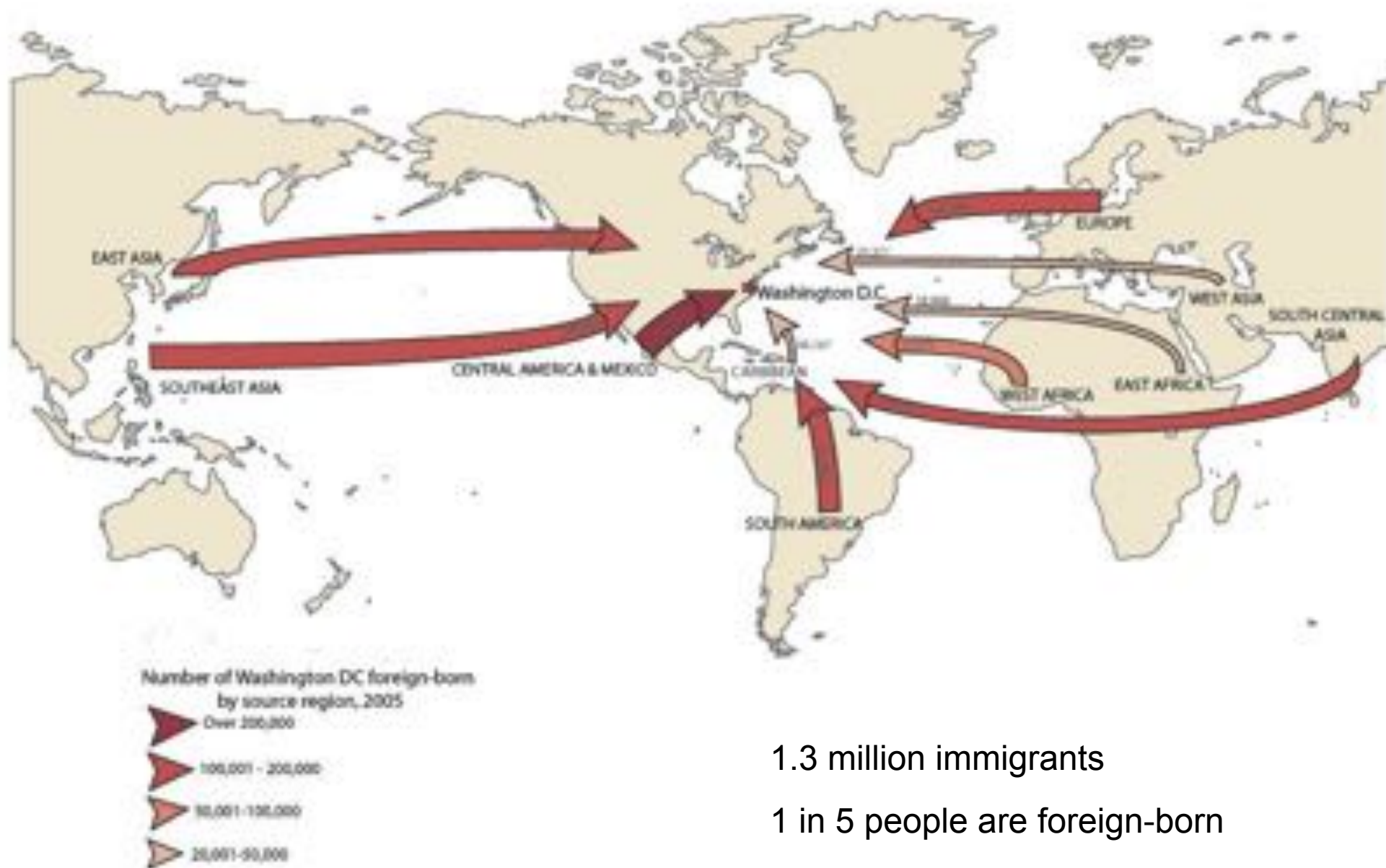




84 million immigrants or 34% of the foreign-born stock in 2015







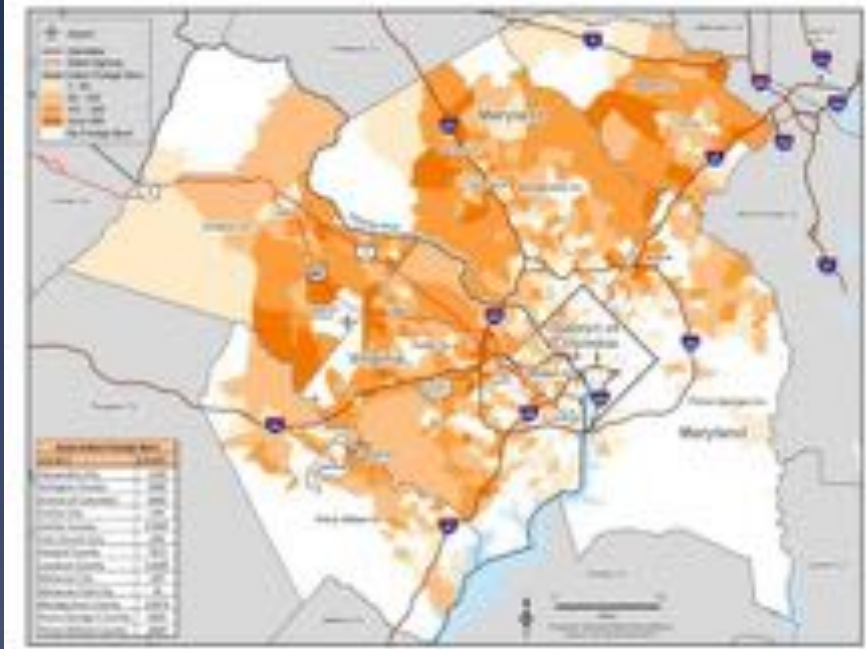
1.3 million immigrants

1 in 5 people are foreign-born

# Asian Indians in Metropolitan Washington

Trait	Value
Foreign-born	71%
Arrived before 2000	63%
Speak English less than very well	16%
Have Bachelor's degree	33%
Have Graduate/ professional degree	46%
Wage and salary earners	82%
Employed in science, management, business, arts	75%
Median Household Income	\$128,510
Value of home	\$491,400

Source: ACS, 2011-2013, File S0201 (Ancestry)



**Aneesh Chopra:**  
Served as the first  
Chief Technology  
officer of the  
United States. Ran  
for Lt. Governor of  
VA.



# Ethiopians in Metropolitan Washington



Trait	Value
Foreign-born	76%
Entered before 2000	40%
Speak English less than very well	33%
Have Bachelor's degree (>25 years)	21%
Have graduate/professional degree (>25 years)	11%
Wage and salary earners	81%
Self-employed	11%
Median Household Income	\$54,090
Value of owned-occupied home	\$311,400

Source: ACS, 2011-2013, File S0201 (Ancestry)

“In the short to medium run, however, immigration and ethnic diversity challenge social solidarity and inhibit social capital”

“In the medium to long run, on the other hand, successful immigrant societies create new forms of social solidarity and dampen the negative effects of diversity by constructing new, more encompassing identities.”

**“The central challenge for modern, diversifying societies is to create a new, broader sense of we.”**

Robert Putnam (2007) “E Pluribus Unum: Diversity and Community in the Twenty-first Century”



### III. Deflection--Controlling, Removing and Diverting Migrants





# Za'atari Refugee Camp of Syrians in Jordon





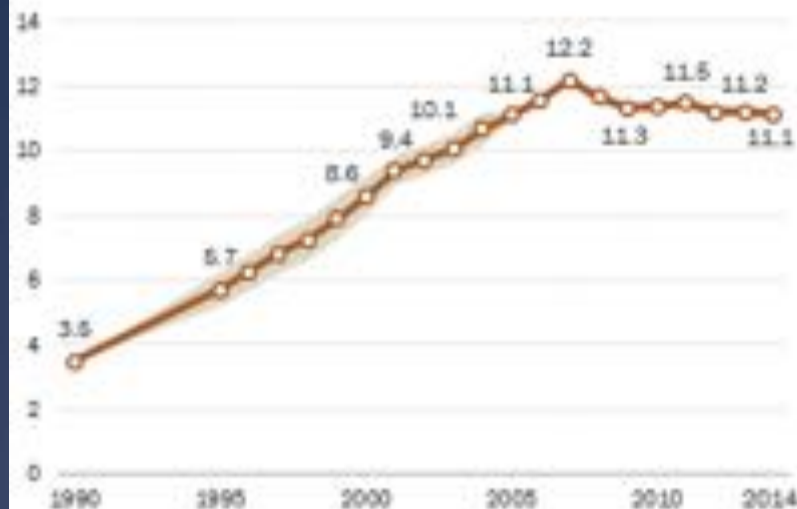
Daily Plane of Removals  
from the U.S. landing in  
Guatemala City



# The Undocumented

**Estimated unauthorized immigrant population in the U.S. rises, falls, then stabilizes**

In millions



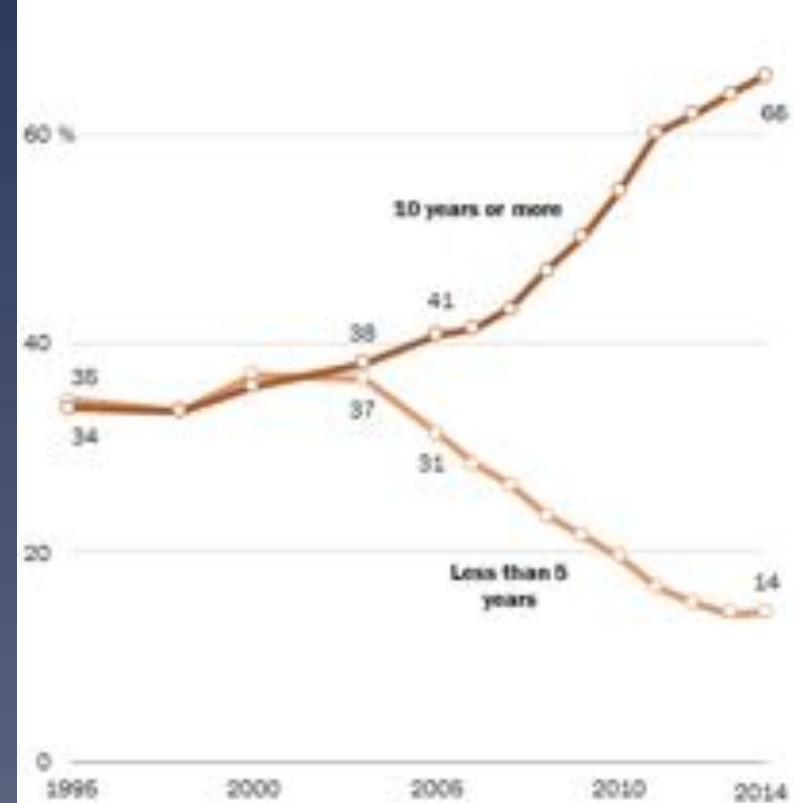
Note: Shading surrounding line indicates low and high points of the estimated 90% confidence interval. The 2009-2014 change is not statistically significant at 90% confidence interval. Data labels are for 1990, 1995, 2000, 2001, 2003, 2005, 2007, 2009, 2011, 2013 and 2014.  
Source: Pew Research Center estimates for 2005-2014 based on augmented American Community Survey data (PLUMS); for 1995-2004 based on March Supplements of the Current Population Survey. Estimates for 1990 from Warren and Warren (2013).  
"Overall Number of U.S. Unauthorized Immigrants Holds Steady Since 2009"

PEW RESEARCH CENTER

Pew Research Nov 3, 2016

**Larger share of unauthorized immigrants are long-term residents**

% of adult unauthorized immigrants, by duration of U.S. residence



Note: Data labels are for 1996, 2000, 2005 and 2014.  
Source: Pew Research Center estimates for 2005-2014 based on augmented American Community Survey data (PLUMS); for 1996, 1999, 2000 and 2005 based on March Supplements of the Current Population Survey.  
"Overall Number of U.S. Unauthorized Immigrants Holds Steady Since 2009"

PEW RESEARCH CENTER



# Deflection – Political Organization of Space

\* Wake Me Up



# Why Are People Moving

- \* Push and Pull Factors
- \* Opportunities in places of destination; and active recruitment
- \* Various limitations, Threats, Poverty in places or origin
- \* Forced migrants (conflict, insecurity, or environmental factors) and Economic Migrants
- \* Social Networks and Government Policies



Development: Processes that happen over time and unevenly through space



Chinese Diaspora begins in large numbers in the 19<sup>th</sup> century to SE Asia and western North America.



19<sup>th</sup> Century Remittance Houses in the Pearl River Delta of Southern China

# 江门五邑华侨华人博物馆

JIANGMEN WUYI MUSEUM OF OVERSEAS CHINESE

华侨故事

侨居·兴商·报端







**International Migration and Overseas Chinese  
Conference  
Wuyi University,  
Jiangmen City, Guangdong Province, China**



# Field Work in Cochabamba, Bolivia



# Mamanaca Dream House

Preparing for his children's return from the U.S., Juan has built three homes, one for each of his children.

“I am very thankful to the United States for the opportunity it gave me to work.”





# Migrant Investments







## Arbieto Mayor

“It greatly troubles me that the community needs to go abroad, because we don’t have a progressive state. It is the fault of bad government. There is no established structure, or policy.”

There are no young people here. They all take the same road.”



# Development

*“It’s very difficult to then come to a country that is so big, that is a monster. So this is the reason that we still continue in folkloric dancing. It is a cultural refuge. ...When I dance and dance, I return.*

Manu Chao -  
Clandestino



Bolivian Independence Day Celebration,  
August 2010, Manassas, VA



THANK YOU